



YouTube SafeSearch

Keeping your children safe while searching YouTube

YouTube is a video hosting service owned by Google. There are other video hosting services, but this is by far the most popular service. YouTube is a great tool for sharing your own video content, and for discovering an endless supply of funny, educational, how-to, and cute, videos.

Paula Harvey
It Network Manager



YouTube is a video hosting service owned by Google. There are other video hosting services, but this is by far the most popular service. YouTube is a great tool for sharing your own video content, and for discovering an endless supply of funny, educational, how-to, and cute, videos. Sometime there is content that is not suitable for your children to enjoy so below is a guide on how to make searching safer.

Disable or enable Restricted Mode

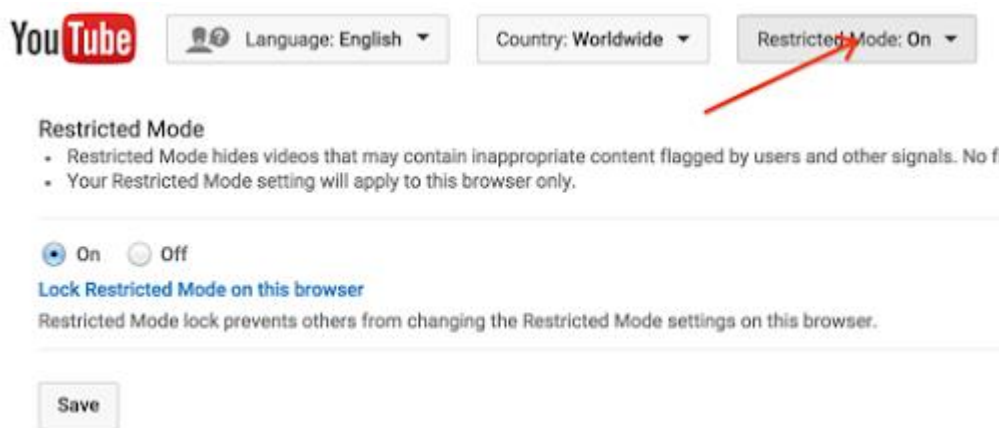
Restricted Mode is an opt-in setting available on the computer and mobile site that helps screen out potentially objectionable content that you may prefer not to see or don't want others in your family to stumble across while enjoying YouTube. You can think of this as a parental control setting for YouTube.

Computers found in libraries, universities and other public institutions may have Restricted Mode enabled by the system administrator. If you are using a public computer and cannot disable Restricted Mode, contact your system administrator.

Enable or disable Restricted Mode:

Computer

1. Scroll to the bottom of any YouTube page and click the drop-down menu in the "Restricted Mode" section.
2. Select the On or Off option to enable or disable this feature.



Lock Restricted Mode:

If you would like Restricted Mode to stay enabled for anyone using this browser, you must lock Restricted Mode.

1. Sign in to your YouTube account.
2. Scroll to the bottom of any YouTube page and click the drop-down menu in the "Restricted Mode" section.

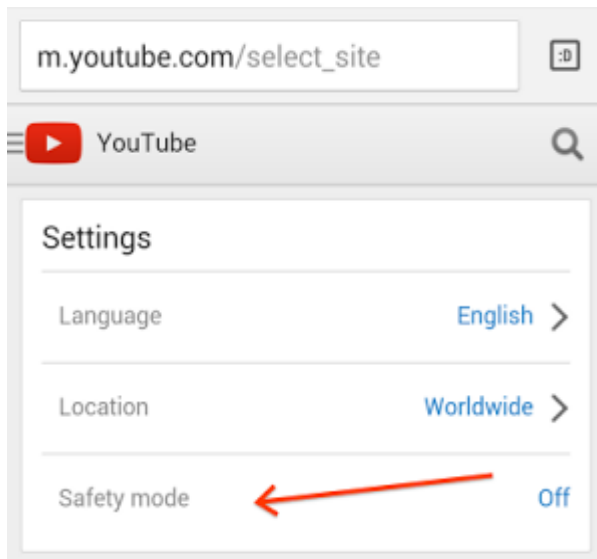
3. Click "Lock Restricted Mode on this browser".
4. Enter your password again to lock Restricted Mode on this browser.

Turn Restricted Mode off:

1. Scroll to the bottom of any YouTube page and click "Restricted Mode: On".
2. Then click the "off" option.
3. If you've locked Restricted Mode, you'll be prompted to log in and enter your username and password to confirm that you'd like to turn off Restricted Mode.
4. Once you've successfully logged in, scroll to the bottom of the page to turn Restricted Mode off.


Mobile site

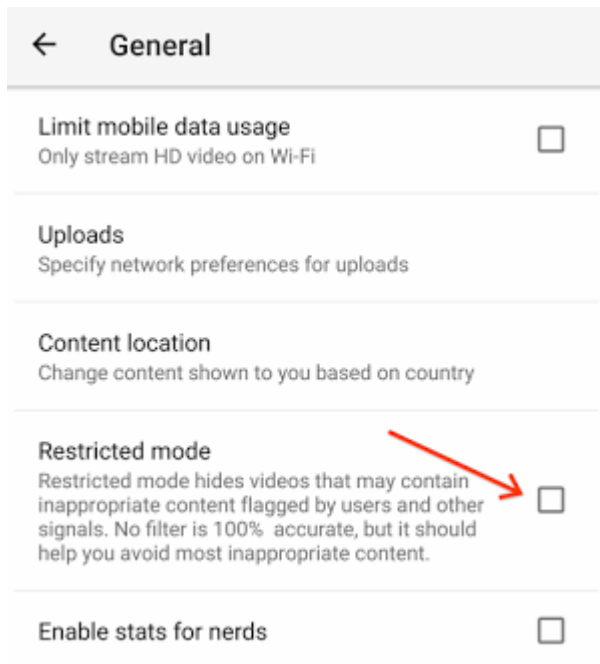
Restricted Mode is available on the mobile site.




1. Touch the YouTube logo on the top left to expand the menu.
2. Touch the gear icon to enter the settings menu.
3. Touch the "Restricted Mode" section to enable or disable this feature.

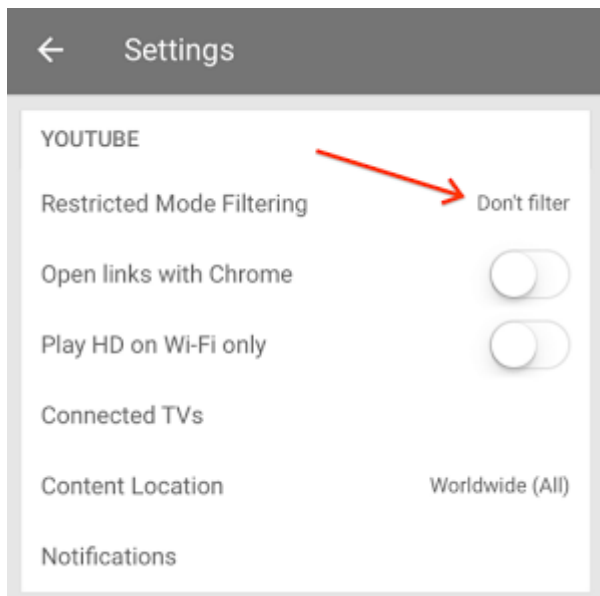
Android

1. Touch  **Menu > Settings > General**
2. Under **Restricted mode**, tick the box to enable this feature.



iOS

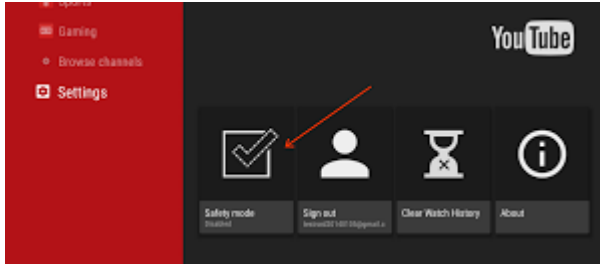
1. Touch  **Menu > Settings**
2. Select "Restricted Mode Filtering".
3. You can choose between strict or no filtering.



Android TV

Note: This only turns on Restricted Mode on your Android TV.

1. From the Home screen, scroll down to the Apps row.
2. Find and select YouTube.
3. Scroll down to **Settings** ⚙️ on the left.
4. Select **Restricted Mode**.



5. Select **Enabled** or **Disabled**.

How Restricted Mode works:

While it's not 100 per cent accurate, Youtube use community flagging, age restrictions and other signals to identify and filter out inappropriate content.

Restricted Mode is enabled on a browser at device level, so you must enable it for each browser that you use on your computer. If your browser supports multiple profiles, you must enable it for each profile.

Once enabled, Restricted Mode will remain on regardless of whether you are logged in or not, or if another person is logged in to a different YouTube account.

If you remain logged in to the YouTube account which locked Restricted Mode, other users on the computer will be able to adjust this setting. To ensure that this lock is not tampered with, you will have to log out of the account that enabled Restricted Mode.

Restricted Mode availability:

Restricted Mode is available in all languages. The quality and cultural sensitivities vary at different levels. YouTube will continue to roll out improvements for all languages.